



High Current SMD Power Inductors - SEP0602EB SERIES



PART NUMBERING SYSTEM

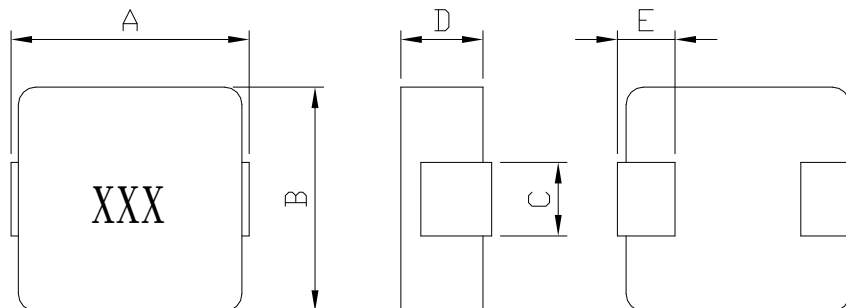
SEP	0602EB	—	1R5M	—	LF
TYPE	DIMENSIONS		INDUCTANCE		LEAD FREE

FEATURES :

- Low profile (1.80mm max. height) and 7.5 mm max. square.
- Magnetically shielded and low DC resistance and Suitable for large current .
- Ideal for DC – DC converter inductor application in hand help personal Computer ,etc .
- Frequency range up to 5MHZ .
- Large current handling capability .

SHAPES AND DIMENSIONS :

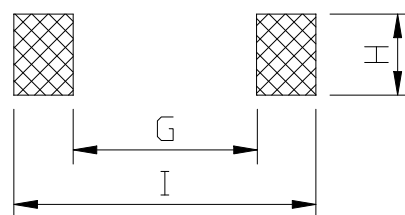
UNIT : mm



A=7.5 Max B=6.8 Max. C=3.0±0.3 D=2.4 Max. E=1.6±0.3

RECOMMENDED PATTERNS

UNIT : mm



H=3.5 G= 3.8 I = 8.0

High Current SMD Power Inductors - SEP0602EB SERIES

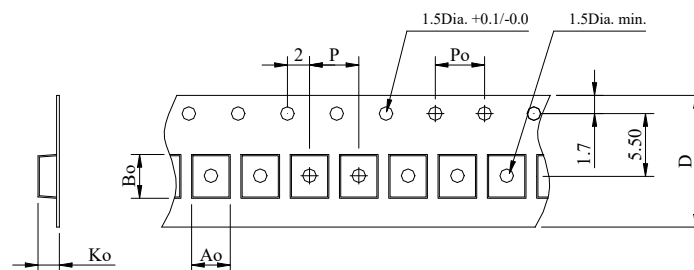


SPECIFICATION TABLE

PART NUMBER	INDUCTANCE (μH)	Isat (A) (Typ.)	Irms (A) (Typ.)	DCR (mΩ) (Max.)	TEST FREQ. (Freq.)
SEP0602EB-R10M-LF	0.10±20%	50.0	30.0	1.7	100KHz/0.25V
SEP0602EB-R22M-LF	0.22±20%	34.0	21.0	3.2	100KHz/0.25V
SEP0602EB-R33M-LF	0.33±20%	22.0	18.0	4.1	100KHz/0.25V
SEP0602EB-R47M-LF	0.47±20%	21.0	13.5	6.5	100KHz/0.25V
SEP0602EB-R68M-LF	0.68±20%	18.0	11.0	9.4	100KHz/0.25V
SEP0602EB-R82M-LF	0.82±20%	17.0	10.0	11.8	100KHz/0.25V
SEP0602EB-1R0M-LF	1.0±20%	16.0	13.5	14.2	100KHz/0.25V
SEP0602EB-1R5M-LF	1.5±20%	15.0	7.50	21.2	100KHz/0.25V
SEP0602EB-2R2M-LF	2.2±20%	14.0	6.50	34.0	100KHz/0.25V
SEP0602EB-3R3M-LF	3.3±20%	13.0	5.00	51.6	100KHz/0.25V
SEP0602EB-4R7M-LF	4.7±20%	10.0	4.50	63.0	100KHz/0.25V
SEP0602EB-6R8M-LF	6.8±20%	9.00	3.50	95.0	100KHz/0.25V
SEP0602EB-8R2M-LF	8.2±20%	8.00	3.00	106	100KHz/0.25V
SEP0602EB-100M-LF	10±20%	7.00	2.50	129	100KHz/0.25V

- Isat : DC current at which the inductance drops 30% (typ) from its value without current.
- I rms : Average current for a 40°C temperature rise above 25°C ambient.
- Operating temperature range -55°C to +125°C , Electrical specifications at 25°C.

PACKAGING SPECIFICATION



STAYLE	Q'TY (PCS)	DIMENSIONS (m/m)					
		Ao	Bo	Ko	P	Po	D±0.3
13"	1,000	7.2	7.0	2.8	12	4.0	16